

530

MODELLI MODELS	MOMENTO LIFTING MOMENT	SBRACCIO ORIZ. HORIZ. HYDRAULIC OUTREACH	PORTATA AL DISTRIBUTORE OIL FLOW TO THE CONTROL VALVE	SBRACCIO MAX. VERTICALE MAX. VERTICAL REACH	PESO WEIGHT	PRESSIONE PRESSURE	INTERASSE STABILIZZATORI STANDARD APERTI DISTANCE BETWEEN CENTRES WITH OPENED OUTRIGGERS
	Tm.	m.	l.min	m.	Kg	bar	mm.
530A1	2.65	4.55	10	6.88	411	170	2460
530A2	2.64	6.00	10	8.23	444	170	2460
530A3	2.10	7.40	10	9.57	474	170	2460

Autocarro consigliato - Recommended truck - Camion conseillé - Camion aconsejado
M.T.T. ton 3,5 - G.V.W. ton 3,5

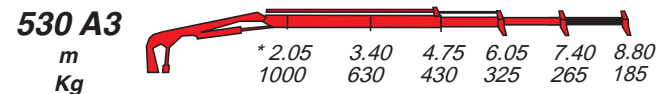
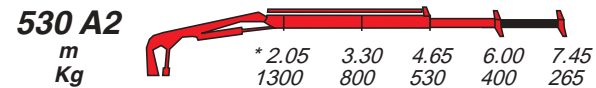
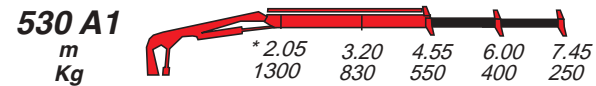
STANDARD



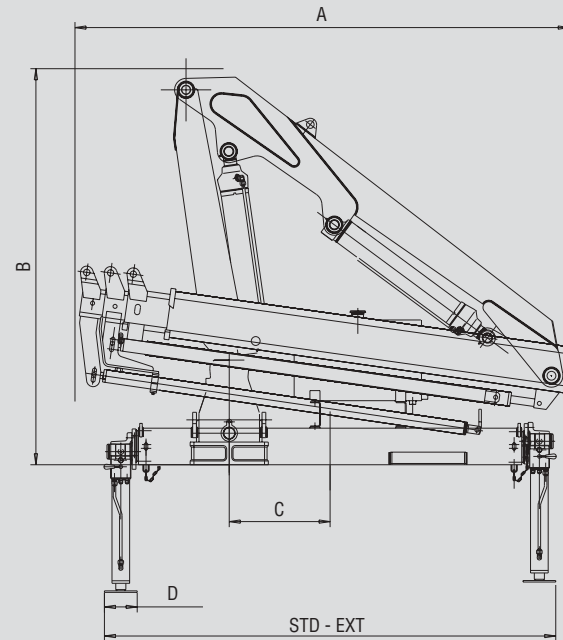
370°
Angolo di rotazione
Slewing angle



130
Serbatoio olio
Oil Tank



*) PORTATA AL GANCIO FISSO (SOLO SE CON LIMITATORE DI CARICO IN AREA CE)
CAPACITY AT FIXED HOOK (ONLY IF WITH LOAD LIMITING DEVICE IN EC AREA)



530	A	B	C	STD	EXT	XXL	D
530A1	1840	1570	400	1790	2090	-	130
530A2	1900	1570	400	1790	2090	-	130
530A3	1960	1570	400	1790	2090	-	130

SPAZIO RICHiesto PER L'INSTALLAZIONE NECESSARY SPACE FOR INSTALLATION

530	STD	XXL	con attivazioni	STD	XXL
530A1	510	-	With extra function	590	-
530A2	510	-		590	-
530A3	510	-		590	-



F.lli FERRARI CORPORATION S.p.A.

Via Pasubio, 3

42022 Boretto (RE) Italy

Tel. +39 0522/ 964921

Fax +39 0522/964405

E-mail:marketing@flliferrari.it

COMPANY
WITH QUALITY SYSTEM
CERTIFIED BY DNV


M.K.T. 5600098 03/04 REV3


530



F.LLI FERRARI CORPORATION S.p.A.

Ferrari 530



①

La gru F.Ili Ferrari mod. 530 racchiude in se caratteristiche tecniche e meccaniche di elevata qualità

- Acciai ad alto limite di snervamento
- Basamento e pignone colonna in fusione
- Struttura interamente sabbiata
- Bracci esagonali
- Sbracci fino a 7.4 m (8.8 con prolunga meccanica)
- Valvole di sicurezza flangiata
- Comandi bilaterali
- Stabilizzatori rotanti
- Pattini di scorrimento con ripresa gioco autoserrante
- Boccole autolubrificanti
- Raccorderia SAE J 1514I
- Gancio girevole
- Kit di montaggio compreso

Accessori

- Prolunghe meccaniche
- Stabilizzatori extraestendibili (2.760)
- Traverse supplementari
- Comandi supplementari attivati (solo A1-A2)
- Verricello idraulico
- Comando a distanza
- Utilizzo con attrezzo
- Limitatore di momento
- Dispositivo di controllo RLC

GB

The crane model 530 from F.Ili Ferrari has been projected and manufactured with high quality technical and mechanical characteristics

- Steel at high yielding edge
- Basement and column pinion by melding made
- Structure fully sandblasted
- Hexagonal booms
- Hydraulic outreach until 7.4 mt (8.8 with mechanical boom)
- Flanged valves
- Bilateral controls
- Turning outriggers
- Sliding pad with self-adjusting gap
- Self-tapping bushings
- SAE JIC 1514I fittings
- Turning hook
- Mounting kit included

Accessories

- Mechanical booms
- Extra wide outriggers (2.760)
- Extra beams
- Extra functions (A1 - A2)
- Hydraulic winch
- Remote control
- Use with special equipments
- Load limiting device
- Load radio checking device RLC

F

LA grue modèle 530 F.Ili Ferrari est conçue avec des caractéristiques techniques et mécaniques de plus haute qualité

- Acier à haut niveau de déformation plastique
- Embase et pignon colonne moulés
- Structure complètement sablée
- Rallonges hexagonales
- Portée Hydraulique jusqu'à 7.4 Mt (8.8 mt avec rallonges mécaniques)
- Vannes bridées
- Commandes bilatérales
- Béquilles tournantes
- Patins de coulissement auto enregistrables
- Douilles autolubrifiantes
- Raccords SAE-JIC 1514I
- Crochet tournant
- Kit de montage inclus

Accessoires

- Rallonges mécaniques
- Béquilles extra larges (2.760)
- Poutres bâquilles supplémentaires
- Circuits supplémentaires activées (A1 - A2)
- Treuil hydraulique
- Commande à distance
- Utilisation avec accessoires
- Limiteur de moment
- Dispositif de contrôle de la charge RLC

D

Das Kranmodell 530 vom F.Ili Ferrari ist mit höchsten Qualität für technischen und mechanischen Eigenschaften projiziert und hergestellt worden

- Stahl am hohen einträglichen Rand
- Sockel und Zahnrad beim Schmelzen gemacht
- Struktur voll Sand gestrahlt
- Sechseckige Ausschube
- Hydraulischen Reichweiten bis 7.4 mt. (8.8 mt mit mechanischen Ausschube)
- Geflanscht Ventilen
- Zweiseitige Kontrollen
- Drehbar Abstützungen
- Gleitschuh mit Selbstnachsteller Spiel
- Selbstschmierende Buchsen
- SAE-JIC 1514I Anschlusse
- Schwenkbar Haken
- Einsatzbau eingeschlossen

Zubehöre

- Mechanische Ausschube
- Extra-weit Abstützungen (2.760)
- Zusatzabstützungen
- Zusatzfunktionen (A1 - A2)
- Hydraulischer Winde
- Fernsteuerung
- Benutzung mit Zubehöre
- Lasthaltventil
- Gewichtskontrolle Vorrichtung RLC

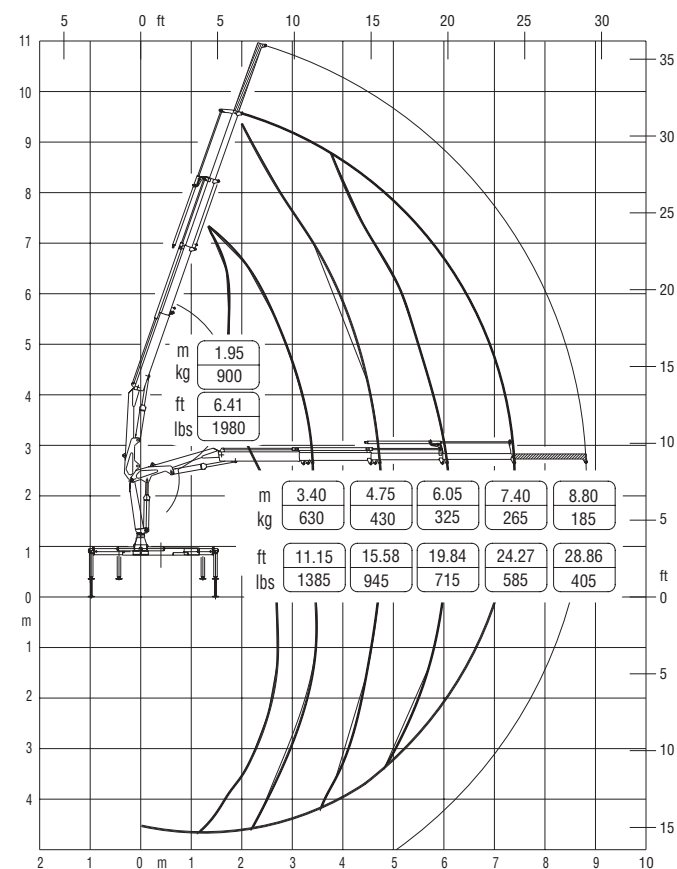
SP

El modelo de la grúa 530 de F.Ili Ferrari se ha proyectado y fabricado con características técnicas y mecánicas de alta calidad

- Acero en el alto borde de rendimiento
- Piñón de la columna y basamento moldeados
- Estructura completamente arenada
- Prolongas hexagonales
- Alcances hidráulicos hasta mt. 7.4 (8.8 mt con prolongas mecánicas)
- Valvulas rebordeadas
- Mandos bilaterales
- Patas giratorias
- Patin de deslizamiento con juego autoregurable
- Casquillos autolubrificantes
- Empalmes SAE-JIC 1514I
- Gancho giratorio
- Kit de montaje incluido

Accesorios

- Prolongas mecánicas
- Patas extra-largas (2.760)
- Patas adicionales
- Activaciones adicionales (A1 - A2)
- Cabrestante hidráulico
- Mando a distancia
- Utilización con accesorios
- Limitador de momento
- Dispositivo de verificación de carga RLC



Questo dispositivo visualizza su un display collocato in prossimità dei comandi il carico applicato al gancio della gru, rendendo l'utilizzo delle prolunghe meccaniche sicuro secondo la normativa europea EN 12999.

This device shows the load at the hook on a display placed near the controls, making safe the use of the mechanical booms following the European rule EN 12999.

