



STELLAR® SLIDER HOOKLIFT TECHNICAL SPECIFICATION GUIDE

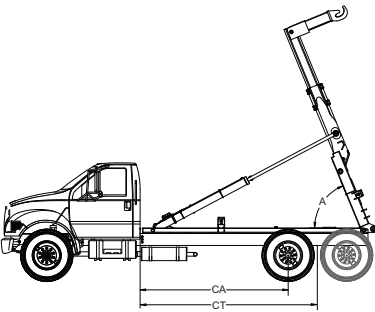
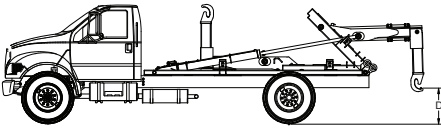
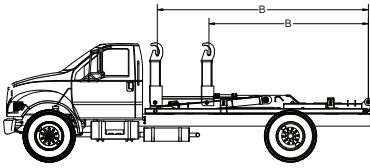
SLIDER20 SLIDER26

Adjustable Sliding Jib Hooklift Hoists



Our People. Our Products.

STELLAR® SLIDER20 AND SLIDER26 HOOKLIFT

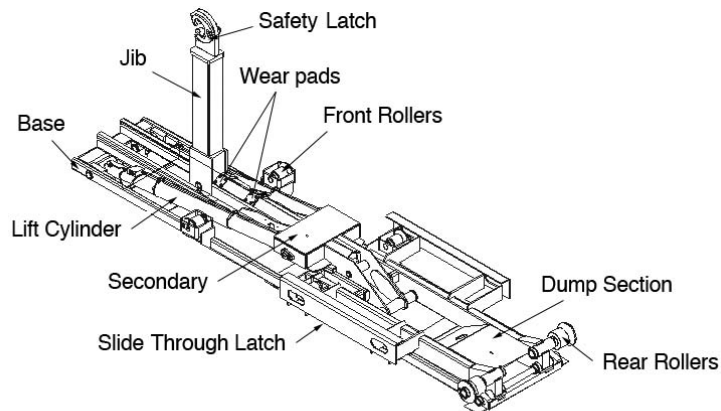


Item Description	Slider20 - 54"	Slider20 - 61.75"	Slider20 - 54" or 61.75"
Lifting Capacity	20,000 lb. (9,071 kg)	20,000 lb. (9,071 kg)	20,000 lb. (9,071 kg)
Dumping Capacity	20,000 lb. (9,071 kg)	20,000 lb. (9,071 kg)	20,000 lb. (9,071 kg)
A. Dump Angle	55°	55°	55°
B. Effective Length	143"-185" (3,632-4,699 mm)	143"-185" (3,632-4,699 mm)	143"-185" (3,632-4,699 mm)
CA. Cab to Axle	138"-156" (3,505-3,962 mm)	138"-156" (3,505-3,962 mm)	138"-156" (3,505-3,962 mm)
CT. Cab to Trunnion	138"-156" (3,505-3,962 mm)	138"-156" (3,505-3,962 mm)	138"-156" (3,505-3,962 mm)
D. Below Grade	7" (178 mm)	14.75" (375 mm)	7" or 14.75" (178 or 375 mm)
Shipping Weight	3,500 lb. (1,588 kg)	3,600 lb. (1,633 kg)	3,700 lb. (1,678 kg)
Rec. Body Lengths	13' - 18' (3,962-5,486 mm)	13' - 18' (3,962-5,486 mm)	13' - 18' (3,962-5,486 mm)
Hook Height (Fixed)	54" (1,372 mm)	61.75" (1,568 mm)	-
Hook Height (Hyd.)	-	-	54 or 61.75" (1,372 or 1,568 mm)
Min. Truck GVWR	25,000 lb. (11,340 kg)	25,000 lb. (11,340 kg)	25,000 lb. (11,340 kg)

Item Description	Slider26 - 36.63"	Slider26 - 54"	Slider26 - 61.75"	Slider26 - 35.63" or 54"	Slider26 - 54" or 61.75"
Lifting Capacity	26,000 lb (11,703 kg)	26,000 lb (11,703 kg)	26,000 lb (11,703 kg)	26,000 lb (11,703 kg)	26,000 lb (11,703 kg)
Dumping Capacity	26,000 lb (11,703 kg)	26,000 lb (11,703 kg)	26,000 lb (11,703 kg)	26,000 lb (11,703 kg)	26,000 lb (11,703 kg)
A. Dump Angle	68°	68°	68°	68°	68°
B. Effective Length	129" -171" (3,277-4,343 mm)	129" -171" (3,277-4,343 mm)	129" -171" (3,277-4,343 mm)	129" -171" (3,277-4,343 mm)	129" -171" (3,277-4,343 mm)
CA. Cab to Axle	130"-144" (3,302-3,658 mm)	130"-144" (3,302-3,658 mm)	130"-144" (3,302-3,658 mm)	130"-144" (3,302-3,658 mm)	130"-144" (3,302-3,658 mm)
CT. Cab to Trunnion	130"-138" (3,302-3,505 mm)	130"-138" (3,302-3,505 mm)	130"-138" (3,302-3,505 mm)	130"-138" (3,302-3,505 mm)	130"-138" (3,302-3,505 mm)
D. Below Grade	6" (152 mm)	41.5" (1,054 mm)	48.5" (1,232 mm)	6" or 41.5" (152-1,054 mm)	41.5" or 48.5" (1,054-1,232 mm)
Shipping Weight	3,200 lb. (1,451 kg)	3,300 lb (1,497 kg)	3,400 lb (1,452 kg)	3,400 lb (1,452 kg)	3,400 lb (1,452 kg)
Rec. Body Lengths	12' - 16' (3,658-4,877 mm)	12'-16' (3,658-4,877 mm)	12'-16' (3,658-4,877 mm)	12'-16' (3,658-4,877 mm)	12'-16' (3,658-4,877 mm)
Hook Height (Fixed)	35.63" (905 mm)	54" (1,372 mm)	61.75" (1,568 mm)	-	-
Hook Height (Hyd.)	-	-	-	35.63" or 54" (905-1372 mm)	54 or 61.75" (1,372 or 1,568 mm)
Min. Truck GVWR	25,000 lb. (11,340 kg)	25,000 lb (11,340 kg)	25,000 lb (11,340 kg)	25,000 lb (11,340 kg)	25,000 lb (11,340 kg)

*When using a tarping system - Add 12" to C.A or C.T.

■ KEY FEATURES



- Base section** The base section of a Stellar Slider may also be called a sub-frame. All Stellar Slider hooklifts are tied together in one common framework. This base section not only adds strength to the loader, but it places less stress concentration on the truck chassis than hooklifts without a common base. The base section provides for simple installation on most truck chassis.
- Latches** Inside and or outside latches available.
- Jib/secondary** The sliding jib allows for a wider range of container lengths and a means to control the truck's weight distribution while remaining in the latches. The jib and secondary booms are hexagonal shaped to reduce flexing, adding to structural integrity.
- Wear pads** Easily replaceable wear pads for the jib/secondary boom assemblies that can be changed in minutes. Not necessary to disassemble hooklift to replace wear pads. The wear pads ensure long life for the jib/secondary assemblies.
- Dump section** Dumping is accomplished through rear pivot point. Jib and dump sections must lock together to support the full length of container/body when in the dump mode.
- Skid rollers** These three sets of rollers allows skid to roll freely forward and backwards while operating the jib. Prevent long sills from wearing prematurely, not dragging steel on steel. Also eliminates the need to replace wear pads on base frame.
- Bushings and zerks** Bushings and grease zerks at all pivot points.
- Counterbalance valves** Counterbalance valves are used on all cylinders, protecting both extend and retract functions in case of a hydraulic hose failure.

■ **Stellar® Slider** (Sliding Jib Hooklift)

Model	Hook Height	Lift Capacity (lbs)	Effective Length (in)	Body Lengths (ft)	Cab-To-Axle/Trunnion
Slider20 (Fixed)	54 (1,372 mm)	20,000 (9,071 kg)	143/185 (3,632/4,699 mm)	13-18 (3,962-5,486 mm)	138-156 C.A.(3,505-3,962 mm)
Slider20 (Fixed)	61.75 (1,568 mm)	20,000 (9,071 kg)	143/185 (3,632/4,699 mm)	13-18 (3,962-5,486 mm)	138-156 C.A.(3,505-3,962 mm)
Slider20 (Hyd.)	54 or 61.75	20,000 (9,071 kg)	143/185 (3,632/4,699 mm)	13-18 (3,962-5,486 mm)	138-156 C.A.(3,505-3,962 mm)
Slider26 (Fixed)	35.63 (905 mm)	Up to 26,000 (9,071 kg)	129/171 (3,277/4,343 mm)	12-16 (3,658-4,877 mm)	130-144 C.A.(3,302-3,658 mm)
Slider26 (Fixed)	54 (1,372 mm)	Up to 26,000 (9,071 kg)	129/171 (3,277/4,343 mm)	12-16 (3,658-4,877 mm)	130-138 C.T. (3,302-3,505 mm)
Slider26 (Fixed)	61.75 (1,568 mm)	Up to 26,000 (9,071 kg)	129/171 (3,277/4,343 mm)	12-16 (3,658-4,877 mm)	130-138 C.T. (3,302-3,505 mm)
Slider26 (Hyd.)	35.63 or 54	Up to 26,000 (9,071 kg)	129/171 (3,277/4,343 mm)	12-16 (3,658-4,877 mm)	130-138 C.T. (3,302-3,505 mm)
Slider26 (Hyd.)	54 or 61.75	Up to 26,000 (9,071 kg)	129/171 (3,277/4,343 mm)	12-16 (3,658-4,877 mm)	130-138 C.T. (3,302-3,505 mm)
Slider34 (Fixed)	54 (1,372 mm)	28,000 (12,001 kg)	168/208 (4,267/5,283 mm)	14-20 (4,267-6,096 mm)	160-174 C.T. (4,064-4,420 mm)
Slider34 (Fixed)	61.75 (1,568 mm)	34,000 (15,422 kg)	168/208 (4,267/5,283 mm)	14-20 (4,267-6,096 mm)	160-174 C.T. (4,064-4,420 mm)
Slider34 (Hyd.)	54 or 61.75	34,000 (15,422 kg)	168/208 (4,267/5,283 mm)	14-20 (4,267-6,096 mm)	160-174 C.T. (4,064-4,420 mm)
Slider65 (Fixed)	54 (1,372 mm)	52,000 (23,587 kg)	193/224 (4,902/5,690 mm)	16-22 (4,877-6,706 mm)	180-190 C.T. (4,572-4,826mm)
Slider65 (Fixed)	61.75 (1,568 mm)	65,000 (29,484 kg)	193/224 (4,902/5,690 mm)	16-22 (4,877-6,706 mm)	180-190 C.T. (4,572-4,826mm)
Slider65 (Hyd.)	54 or 61.75	65,000 (29,484 kg)	193/224 (4,902/5,690 mm)	16-22 (4,877-6,706 mm)	180-190 C.T. (4,572-4,826mm)



* This data is for reference purposes only, and is not intended to replace a properly calculated weight distribution.

Your local dealer:



Our People. Our Products.

190 State Street
 P.O. Box 169
 Garner, IA 50438
 Telephone: (641) 923-3741 • (800) 321-3741
 Fax: (641) 923-2812
 Internet: www.stellarindustries.com
 Email: sales@stellarindustries.com

Government specifications available.

* All specifications are subject to change without notification.

For the most up to date version of this brochure, please visit www.stellarindustries.com.

An Employee Owned Company.
 Copyright © 2010 Stellar Industries, Inc.