

**CSV**

**CLASSIC SERVICE VAN**

**45% LIGHTER THAN STEEL**



Shown with optional equipment.



Shown with optional equipment.

The New Aluminum CSV gives you more of what you expect in a work van.

**10** year  
limited  
warranty

**Rugged, Green-Friendly Aluminum Service Vans**

- More payload capacity
- More standard features
- Corrosion-resistant
- 100% Reading-rugged
- Modern contoured look



## The first aluminum work van built Reading-rugged and equipped with an extensive line-up of standard features, simply the industry's best!

The Classic Service Van (CSV) is built with aluminum making it 45% lighter than steel. The results are an impressive fuel savings plus the aluminum weight offers a greater payload capacity. The CSV utilizes the same quality and design principles that have made the Classic II Service Body the industry's most popular body in its class.

### EXPECT MORE. CHOOSE READING.



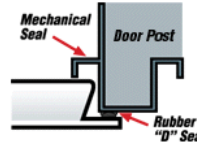
Body shown with optional equipment. Specifications and details subject to change at anytime.



**Aluma-Fill<sup>®</sup>**  
Aluminum fuel fill receptacle protects the body from accidental nicks and scratches.

#### Rugged Understructure

Fully unitized welding, with U-beam girders braced and reinforced at all critical stress points. It is acrylic E-Coat primed, then coated with a tough water-based undercoating that meets all environmental regulations.



#### Exclusive Dual-Pro<sup>®</sup> Seal System

Seals include a large automotive quality bubble type seal and a mechanical seal that provides secondary defense. The patented design increases clear door openings in every compartment.



#### Stainless Steel Paddle Handle

with no exposed fasteners. Attractive appearance and rust resistant. Features a double bitted high quality locking cylinder, adjustable striker pins and an O-ring seal to prevent water intrusion.



#### Patented Hidden Hinges

Overlapping door construction is an industry exclusive that resists forcible entry. The robust and concealed hinge design provides protection against corrosion and does not require frequent lubrication or maintenance.



#### Heavy Duty Compartment Doors

Made with double paneled construction with internal reinforcement and heavy-gauge aluminum door panels.



Optional equipment.  
Colors are subject to



**Nitrogen Strut Door Holders**  
Equipped on all vertical compartment doors and rear cargo doors with internal dampeners.




**Galvanized Shelves**  
With 2" dividers for more small items storage. Full access between all vertical compartments for longer tool storage.



**Interior Access to Horizontal Compartments**  
For accessing tools or other items from inside the vehicle.




**Rear Access Doors**  
Taillights are visible when transporting longer material that require access doors to be open.



**L.E.D. Lighting**  
Brighter and longer life.



**Modern Rectangular L.E.D. Tail Lights**  
Leak-resistant.



**Puched Anti-Slip Frame Mounted Bumper** prevents body damage. Made with galvanized steel with a white powder coat finish.

# REAL TRUCK VALUE, BY THE NUMBERS!

# 45%

LIGHTER THAN  
THE COMPETITION'S  
STEEL BODY\*

\* Actual weight will vary by chassis

UP  
TO

# 9%

FUEL  
SAVINGS\*

\* Actual fuel savings will vary based  
on chassis weight and payload weight

# 100%

READING-RUGGED

## MAXIMUM STORAGE CAPACITY



### Stainless Steel Rotary Master Locking

Provides additional security for all compartments on both sides of truck.



### Thicker, Sturdier Rear Doors

With security protection, galvanized steel grating, stainless steel rotary lock and paddle handle inside door release.

NOTE: 75" high model is standard without windows.



### Full Length Cargo Control Track

With adjustable tie rings for securing materials at any location inside the cargo area.



### FRP Cab Access Door

Quiet, smooth operating, no maintenance, fully adjustable.



### Full Translucent Roof

For optimum visibility.



### Contoured Wind Deflector

Standard on 75" high model.

# CLASSIC SERVICE VAN

## DIMENSIONS

Rear Door Opening	Overall Length	Overall Width	Inside Height	Floor Width	Compartment Depth	Compartments Openings			Weight (including bumper)
49"W x 50.5"H	132"	86" @ Rubrail	57"	49"	15"	(4) 22.5"W x 35.5"H	(2) 50"W x 16"H	(2) 18.5"W x 35.5"H	1,440 lbs.
49"W x 50.5"H	132"	86" @ Rubrail	75"	49"	15"	(4) 22.5"W x 35.5"H	(2) 50"W x 16"H	(2) 18.5"W x 35.5"H	1,545 lbs.

## OPTIONAL



### Latch-Matic®

- One touch simultaneously locks or unlocks all compartments on the body
- Two high quality key fob transmitters with 25 ft. range
- Proven, automotive quality components with concealed wiring and hardware
- Compartment doors can be locked individually with keys (provided)
- Three year limited warranty on parts & service



### Extend-A-Shelf™ Drawer Unit

- Modular compartment drawer system provides easy installation & removal from one compartment to another
- Three drawers with patented grab handles which permit easy one-handed operation and help secure drawers when compartment door is closed
- Shelves operate on 250 lb. capacity ball bearings



### Latch-Matic® with Security Alarm and Compartment Lighting System

- Works in conjunction with the Latch-Matic® system
- Lights are activated when compartment doors are unlocked & go off when doors are locked
- Programmed to go off automatically after 10 minutes
- Lights feature impact resistant Lexan lenses
- Audible alarm is enabled by locking doors with the key fob transmitter

## ACCESSORY ITEMS

- Latch-Matic® Pro - *Hands free locking system*
- Roof mounted 3-bar aluminum ladder rack
- Tow hitch
- Cargo netting



Horizontal compartment and upper shelf cargo netting



High-Cube



Classic II Service Bodies



Ready Van



SL Service Bodies



Aluminum Service Bodies



Crane Bodies



Landscape Body



Forestry Body



Dump Body



Redi-Dek



Platform Bodies



Drop Side Dump Body

**Sold and serviced locally by:**

Please note that some items shown in photographs are optional. *Reading, Aluma-Fill, Dual-Pro, and Latch-Matic* are registered trademarks and *Extend-a-Shelf* is a trademark of Reading Truck Body, LLC in the United States and in some foreign countries. ©2009 Reading Truck Body, LLC All dimensions subject to plus or minus tolerance of 1/4" and all dimensions and specifications are subject to change without notice RTB09-CSV-10M-04

**EXPECT MORE. CHOOSE READING.**



**RUGGED, GREEN-FRIENDLY**  
LESS WEIGHT | LESS FUEL | LONG LIFE

800.458.2226 | [www.readingbody.com](http://www.readingbody.com)