

726


726

MODELLI MODELS	MOMENTO LIFTING MOMENT	SBRACCIO ORIZ. HORIZ. HYDRAULIC OUTREACH	PORTATA AL DISTRIBUTORE OIL FLOW TO THE CONTROL VALVE	SBRACCIO MAX. VERTICALE MAX VERTICAL REACH	PESO WEIGHT	PRESSIONE PRESSURE	INTERASSE STAB. STANDARD APERTI DISTANCE BETWEEN CENTRES WITH OPENED OUTRIGGERS	INTERASSE STAB. EXTRA APERTI EXTRA WIDE DISTANCE BETWEEN CENTRES WITH OPENED OUTRIGGERS
	Tm.	m.	l. min	m.	Kg	bar	mm.	mm.
726 A1	21.5	6.4	38	9.9	2570	320	5540	6240
726 A2	20.8	8.31	38	11.8	2720	320	5540	6240
726 A3	20.0	10.29	38	13.8	2870	320	5540	6240
726 A4	19.4	12.22	38	15.7	2985	320	5540	6240
726 A5	19.0	14.31	38	17.8	3130	320	5540	6240
726 A6	18.5	16.40	38	19.9	3230	320	5540	6240
726 A7	18.2	18.50	38	22.9	3345	320	5540	6240
726 A8	17.8	20.60	38	24.1	3430	320	5540	6240
726 A4J3	-	20.40	38	23.9	3590	320	5540	6240
726 A6J2	-	21.95	38	25.4	3580	320	5540	6240

Autocarro consigliato - Recommended truck - Camion conseillé - Camion aconsejado
M.T.T. ton 19 - G.V.V. ton 19

STANDARD



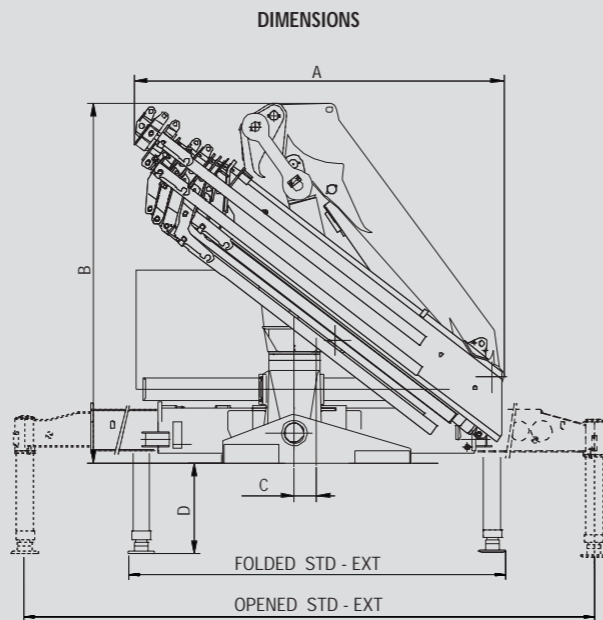
OPTIONAL



726 A1	m	2.35	4.45	6.40															
	Kg	8910*	4650	3345															
726 A2	m	2.35	4.57	6.44	8.31														
	Kg	8800*	4480	3185	2510														
726 A3	m	2.35	4.60	6.47	8.34	10.29	12.22	14.31	16.40										
	Kg	8640*	4365	3050	2350	1915	1490	1160	890										
726 A4	m	2.35	4.58	6.45	8.32	10.27	12.22	14.31	16.40	18.50									
	Kg	8400*	4260	2890	2210	1765	1490	1160	890	660									
726 A5	m	2.35	4.67	6.54	8.41	10.36	12.31	14.31	16.40	18.50	20.60								
	Kg	8190*	4065	2745	2055	1610	1335	1160	890	660	495								
726 A6	m	2.35	4.75	6.62	8.50	10.45	12.40	14.40	16.40	18.50	20.60	22.70							
	Kg	7980*	3885	2590	1900	1470	1190	1025	890	660	495	400							
726 A7	m	2.35	4.86	6.73	8.60	10.55	12.50	14.50	16.50	18.50	20.60	22.70							
	Kg	7880*	3740	2475	1785	1350	1080	895	760	660	495	400							
726 A8	m	2.35	4.95	6.83	8.70	10.65	12.60	14.60	16.60	18.60	20.60	22.70							
	Kg	7700*	3590	2370	1680	1260	980	790	655	560	495	400							
726 A4J3	m												15.2	16.9	18.6	20.4	22.3	24.1	
	Kg												560	480	417	372	295	195	
726 A6J2	m																		
	Kg																		

Dati, descrizioni e illustrazioni sono indicativi e non impegnano F.lli Ferrari. Gru prodotte e/o commercializzate da F.lli Ferrari - Data, descriptions and illustrations are merely indicative and not binding. Cranes manufactured and marketed by F.lli Ferrari - Les données, descriptions et illustrations sont uniquement indicatives et n'engagent pas F.lli Ferrari. Grues produites et/ou vendues par F.lli Ferrari - Angaben, Beschreibungen und Abbildungen sind weisend und verpflichten nicht F.lli Ferrari. Die Krane werden von F.lli Ferrari hergestellt und/oder vermarktet - Los datos, las descripciones y las ilustraciones son indicativos y no implican compromiso para F.lli Ferrari. Gruas producidas y/o comercializadas por F.lli Ferrari - Os dados as descrições e ilustrações são indicativos e não comprometem F.lli Ferrari. Guindaste produzidos e/ou comercializados pela F.lli Ferrari.

**COMPANY
WITH QUALITY MANAGEMENT
SYSTEM CERTIFIED BY DNV
=ISO 9001/2000=**



Mod.	FOLDED		OPENED	
	A	B	C	D
726 A1	2014	2390	150	2520
726 A2	2086	2390	150	2520
726 A3	2193	2390	150	2520
726 A4	2285	2390	150	2520
726 A5	2345	2390	150	2520
726 A6	2391	2390	150	2520
726 A7	2415	2390	150	2520
726 A8	2460	2390	150	2520
726 A4J3	2405	2670	150	2520
726 A6J2	2450	2545	150	2520

SPAZIO RICHIESTO PER L'INSTALLAZIONE
NECESSARY SPACE FOR INSTALLATION

726	Con attivazioni - With extra function
726 A1	1100
726 A2	1100
726 A3	1115
726 A4	1115
726 A5	1115
726 A6	1115
726 A7	1193
726 A8	1193
726 A4J3	1235
726 A6J2	1235



F.lli FERRARI CORPORATION S.p.A.

Via Pasubio, 3

42022 Boretto (RE) Italy

Tel. +39 0522/486311

Fax +39 0522/486330

E-mail: marketing@flliferrari.com

www.flliferrari.com

M.K.T. 5800132 10/05 3000



726
RED POWER



F.LLI FERRARI CORPORATION S.p.A.

FERRARI 726



I

La gru F.Ili Ferrari mod. 726 racchiude in se caratteristiche tecniche e meccaniche di elevata qualità

- Acciai ad alto limite di snervamento
- Basamento e pignone colonna in fusione
- Struttura interamente sabbiata
- Bracci esagonali
- Sbracci fino a 20.6 m (21.95 con Jib)
- Valvole di sicurezza flangiata
- Comandi bilaterali incrociati (no RDC)
- Raccordi girevoli su distributore
- Limitatore di momento
- Stabilizzatori fissi
- Pattini di scorrimento con ripresa gioco autoserrante
- Boccole autolubrificanti
- Raccorderia SAE J 1514I
- Gancio girevole
- Kit di montaggio compreso
- Red Power
- Power Boost
- Filtro di pressione/scarico
- Stab. estendibili idraulicamente

Accessori

- Distributore proporzionale Compensato Danfos PVG 32
- Stab. girevoli
- Traverse supplementari
- Comandi supplementari attivati*
- Verricello idraulico
- Comando a distanza
- Sedile
- Utilizzo con attrezzo*

*) No A7 - A8

GB

The crane model 726 from F.Ili Ferrari has been projected and manufactured with high quality technical and mechanical characteristics

- Steel at high yielding edge
- Basement and column pinion by melding made
- Structure fully sandblasted
- Hexagonal booms
- Hydraulic outreach until 20.6 mt (21.95 with Jib)
- Flanged valves
- Cross controls over (no RDC)
- Turning fittings on the control valve
- Load limiting device
- Fixed outriggers
- Sliding pad with self-adjusting gap
- Self-tapping bushings
- SAE JIC 1514I fittings
- Turning hook
- Mounting kit included
- Red Power
- Power Boost
- Pressure/return filtre
- Hydraulic opening cylinders

Accessories

- Proportional control valve Danfoss PVG 32
- Turning outriggers
- Extra beams
- Extra functions*
- Hydraulic winch
- Remote control
- Top seat
- Use with special equipments*

F

La grue modèle 726 F.Ili Ferrari est conçue avec des caractéristiques techniques et mécaniques de plus haute qualité

- Acier à haut niveau de déformation plastique
- Embase et pignon colonne moulés
- Structure complètement sablée
- Rallonges hexagonales
- Portée Hydraulique jusqu'à 20.6 Mt (21.95 mt avec Jib)
- Vannes bridées
- Commandes croisées (no RDC)
- Raccords tournants sur distributeur
- Limiteur de moment
- Béquilles fixes
- Patins de coulissement auto enregistrables
- Douilles autolubrificantes
- Raccords SAE-JIC 1514I
- Crochet tournant
- Kit de montage inclus
- Red Power
- Power Boost
- Filtre pression/de retour

- Béquilles à ouverture hydraulique

Accessoires

- Distributeur proportionnel Danfoss PVG 32
- Béquilles tournantes
- Poutres baquilles supplémentaires
- Circuits supplémentaires activées*
- Treuil hydraulique
- Commande à distance
- Siege en haut
- Utilisation avec accessoires*

D

Das Kranmodell 726 ist mit höchster Qualität für technischen und mechanischen Eigenschaften von F.Ili Ferrari entworfen und hergestellt worden

- Stahl am hohen einträglichen Rand
- Sockel und Zahnrad beim Schmelzen gemacht
- Struktur voll Sand gestraht
- Sechseckige Ausschube
- Hydraulischen Reichweiten bis 20.6 mt. (21.95 mt mit Jib)
- Geflanscht Ventilen
- Kreuzen Schaltstangen (no RDC)
- Drehbar Ausschlusse auf Steuerung
- Lasthaltventil
- Fest Abstützungen
- Gleitschuh mit Selbstnachsteller Spiel
- Selbstschmierende Buchsen
- SAE-JIC 1514I Anschlusse
- Schwenkbar Haken
- Einsatzbau eingeschlossen
- Red Power
- Power Boost
- Ablauf/Druckfilter
- Abstützungen mit hydraulischen Öffnung

Zubehöre

- Proportional Steuerung Danfoss PVG 32
- Drehbar Abstützungen
- Zusatzabstützungen
- Zusatzfunktionen*
- Hydraulischer Winde
- Fernsteuerung
- Hochsitz
- Benutzung mit Zubehöre*

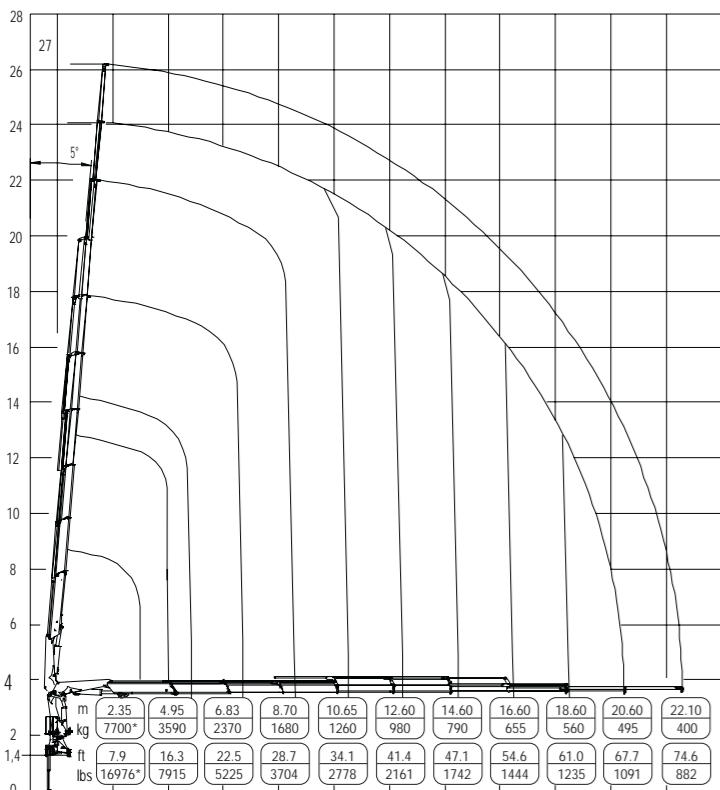
SP

El modelo de la grúa 726 de F.Ili Ferrari se ha proyectado y fabricado con características técnicas y mecánicas de alta calidad

- Acero en el alto borde de rendimiento
- Piñón de la columna y basamento moldeados
- Estructura completamente arenada
- Prolongas hexagonales
- Alcances hidraulicos hasta mt. 20.6 (21.95 mt con Jib)
- Valvulas rebordeadas
- Mandos cruzados (no RDC)
- Empalmes giratorios sobre distribidor
- Limitador de momento
- Patas fijas
- Patin de deslizamiento con juego autoregurable
- Casquillos autolubrificantes
- Empalmes SAE-JIC 1514I
- Gancho giratorio
- Kit de montaje incluido
- Red Power
- Power Boost
- Filtro de pression/descarica
- Patas con abertura hidraulica

Acesorios

- Distribuidor proporcional Danfoss PVG 32
- Patas giratorias
- Patas adicionales
- Activaciones adicionales*
- Cabrestante hidraulico
- Mando a distancia
- Puesto de mando arriba
- Utilización con accesorios*



*) Portata teorica
Theoric lifting capacity



Questo dispositivo visualizza su un display collocato in prossimità dei comandi il carico applicato al gancio della gru, rendendo l'utilizzo delle prolunghe meccaniche sicuro secondo la normativa europea EN 12999.

This device shows the load at the hook on a display placed near the controls, making safe the use of the mechanical booms following the European rule EN 12999.



RADIO REMOTE CONTROL

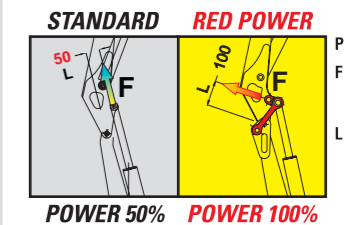


The operator can control the crane with high precision proportional levers in every position and, doing so, can supervise the loading and unloading operations. That means a great time saving and a higher safety.

All the remote control used by F.Ili FERRARI CORPORATION have an identification code and are shielded from electromagnetic fields and from external radio signals.

RED POWER, FINO AL DOPPIO DELLA POTENZA*

RED POWER, TWICE THE POWER*



Potenza/Power = F x L
F = Forza del martinetto
Strength of the jack luff cylinder
L = Leva del martinetto
Lever of the jack luff cylinder

POWER 50% POWER 100%

Red power è sinonimo di maggior potenza di articolazione dei bracci gru, realizzato tramite un sistema di bielle di articolazione.

"Red Power" means more leverage to the crane booms. This leverage is achieved through an articulating connecting rod system.



*) In posizione verticale
In vertical position

RED POWER